

# The Number 1 **Rental Solution** in Saudi Arabia

For Sports Events, Tournaments & More

Commercial Kitchens, Catering Equipment,  
Refrigeration, and Temporary/Mobile Kitchens.



**ekuep** RENTAL

Discover Our Tailored Rental Solutions  
For Every Culinary Venture..

Sports events and tournaments are often hosted in locations lacking dedicated kitchen facilities. And usually draw large crowds of spectators who expect convenient and quality food options.

Maintaining the freshness and quality of food and beverages with adequate refrigeration in these scenarios is paramount.



**Ekuep Rental specializes in mobile kitchen solutions that can be swiftly and easily transported –fully mounted and fixed on a truck– to any filming location**

***Our services include:***



Versatile kitchen configurations designed to match the venue's spatial constraints



A vast array of refrigeration solutions, including modular cold rooms to preserve freshness at scale



Experienced consultants to optimize kitchen layout for efficiency and convenience














Timely and professional delivery, installation, and removal services

**With Ekuep Rental, score a win with attendees by delivering exceptional culinary experiences, regardless of the venue.**

# Explore Our Catalog...

Tailored for different customer profiles and discover solutions that match your unique needs.

## Categories

	Blenders	04
	Coffee & Drinks	06
	Ice Makers	10
	Cooking	12
	Preparation	19
	Dishwashers	24
	Fryers	26
	Holding	28
	Ovens	31
	Refrigeration	34
	Stainless Steel	43

# Blenders



## Sunkist Citrus Juicer

Ref: 8-J-1

### Specs:

Electricity					Dimensions		
Amperage (A)	Voltage (V)	Frequency (Hz)	Phase	Power (W)	Width (mm)	Depth (mm)	Height (mm)
--	230	50/60	--	1800	203	203	432

### Description:

- Metal oscillating strainer with chrome-plated steel base
- Quiet, Heavy Duty motor
- Corrosion-proof white plastic dome, spout, and bowl; dishwasher safe
- Makes 10-12 gallons of juice per hour
- Three extracting bulbs: lemon/lime, orange, & grapefruit



## Blendtec Connoisseur 825 Blender

Ref: C825D4301-BIGBIA

### Specs:

Electricity					Dimensions		
Amperage (A)	Voltage (V)	Frequency (Hz)	Phase	Power (W)	Width (mm)	Depth (mm)	Height (mm)
7.5	220	50/60	1	1800	229	229	475

### Description:

- Durable high-speed motor: 3.8 peak horsepower motor
- 30 preprogrammed cycles + Pulse to make beverages with the desired quality
- Can be used as a countertop or drop-in
- Removable Q-Series® sound enclosure
- Sound Enclosure - reduces the noise level by as much as 10 decibels
- LCD display, push-button controls
- Sound Enclosure: Reduces noise for quieter blending



## Blendtec Chef 600

Ref: Chef 600-C600B4301-AIGA1A

### Specs:

Electricity					Dimensions		
Amperage (A)	Voltage (V)	Frequency (Hz)	Phase	Power (W)	Width (mm)	Depth (mm)	Height (mm)
6.5	220	50/60	--	1560	177	203	381

### Description:

- --





# Blenders



## Blendtec EZ 600


Ref: EZ-600

Specs:

Electricity					Dimensions		
Amperage (A)	Voltage (V)	Frequency (Hz)	Phase	Power (W)	Width (mm)	Depth (mm)	Height (mm)
6.5	240	50/60	--	--	177	203	381

Description

- 



## Hamilton Beach HBB908

Ref: HBB908-UK

Specs:

Electricity					Dimensions		
Amperage (A)	Voltage (V)	Frequency (Hz)	Phase	Power (W)	Width (mm)	Depth (mm)	Height (mm)
1.7	220	50/60	1	400	165	203	387

Description

- 



## Zumex Minex

Ref: ZUMEX MINEX SILVER

Specs:

Electricity					Dimensions		
Amperage (A)	Voltage (V)	Frequency (Hz)	Phase	Power (W)	Width (mm)	Depth (mm)	Height (mm)
--	110/240	50/60	--	--	365	360	720

Description

- 13 oranges per minute with a feeder capacity of 6-7 fruits
- Equipped with 750 ml built-in jug
- Two operating modes: Self-service tap or automatic jug dispensing mode
- Digital display feeds back information
- Prevents bitter peel oils transferring to juice
- Easy to remove and clean
- Anti-bacterial silver polymer technology



# Coffee & Drinks



## Nuova Simonelli Appia Life

Ref: MAPPI9VOL02RQ0001

### Specs:

Electricity					Dimensions		
Amperage (A)	Voltage (V)	Frequency (Hz)	Phase	Power (W)	Width (mm)	Depth (mm)	Height (mm)
15.5	240	50/60	1	3400	780	545	530

### Description

- Equipped with 2 group heads and 2 stainless steel steam wands and one water tap
- Soft infusion system (SIS) guarantees a consistent performance every time
- Reverse mirror to make the whole process a lot easier during rush hours
- Comes with push and pull levers for steaming
- Body is made from Stainless steel and ABS
- Boiler capacity: 11 liters



## Victoria Arduino Black Eagle

Ref: BLACK EAGLE-2GR

### Specs:

Electricity					Dimensions		
Amperage (A)	Voltage (V)	Frequency (Hz)	Phase	Power (W)	Width (mm)	Depth (mm)	Height (mm)
33	240	50/60	1	7300	838	711	508

### Description

- T3 technology
- Soft Infusion System
- Volumetric Dosing
- Cool-Touch thermally insulated wand
- Steam Boiler Capacity: 14 liters
- Coffee Boiler Capacity: 0.7 liter



## Victoria Arduino 358 White Eagle (2 Group)

Ref: MVA358AVDG02 (WHITE- PEARL)

### Specs:

Electricity					Dimensions		
Amperage (A)	Voltage (V)	Frequency (Hz)	Phase	Power (W)	Width (mm)	Depth (mm)	Height (mm)
35	220	50/60	1	7600	838	660	508

### Description

- Raised groups: Ideal for tall takeaway cups.
- Electronic temperature control
- Volumetric programming
- Digital display: A large TFT screen
- Shot timers: Automatically monitor every espresso to ensure consistency.
- Pull/Push steam levers: Instant control over the steam power, for fast and easy milk steaming.
- Energy saving mode: Automatically reduces energy use when the machine is idle.
- 14 liter boiler: Plenty of capacity for busy cafes.



# Coffee & Drinks



## Victoria Arduino 358 White Eagle (3 Group)

Ref: WB-10-60

### Specs:

Electricity					Dimensions		
Amperage (A)	Voltage (V)	Frequency (Hz)	Phase	Power (W)	Width (mm)	Depth (mm)	Height (mm)
23.6	240	50/60	3	5200	1055	660	510

### Description

- Raised groups: Ideal for tall takeaway cups.
- Electronic temperature control
- Volumetric programming
- Digital display
- Cool Touch steam wands
- Energy saving mode
- 17.3 liter boiler: Plenty of capacity for busy cafes.



## Victoria Arduino Eagle One, 2 Group

Ref: MVAEGLIVN302RQ0003

### Specs:

Electricity					Dimensions		
Amperage (A)	Voltage (V)	Frequency (Hz)	Phase	Power (W)	Width (mm)	Depth (mm)	Height (mm)
24	220	50/60	1	5000	758	576	437

### Description

- The boilers are made of steel and insulated with a unique material
- NEO (New Engine Optimization)
- TERS System
- Display Touch (2.8") with many functions
- Automatic flush after every extraction
- T3 System and volumetric dosing.
- Steam Boiler Capacity: 7lt, Coffee Boiler Capacity: 0.14lt



## Nuova Simonelli Microbar II

Ref: MICROBAR II

### Specs:

Electricity					Dimensions		
Amperage (A)	Voltage (V)	Frequency (Hz)	Phase	Power (W)	Width (mm)	Depth (mm)	Height (mm)
8-18	115-230	50/60	--	2000	460	325	480

### Description

- --



# Coffee & Drinks



## Bunn Coffee Brewer

Ref: VPI7A-3

### Specs:

Electricity					Dimensions		
Amperage (A)	Voltage (V)	Frequency (Hz)	Phase	Power (W)	Width (mm)	Depth (mm)	Height (mm)
13.9	220	60	1	1670	415.9	450.85	454.02

### Description

- Brews: 14.4 Liters of Coffee / Hour
- 3 Warmers
- Built-in water tank
- Pour-over brewer requires no plumbing – completely portable
- All stainless steel construction
- Servers not included unless otherwise noted
- SplashGuardU+00AE funnel deflects hot liquids away from the hand
- Two individually controlled warmers



## Nuova Simonelli Mythos One

Ref: MYTHOS 1 EAGLE -BLK

### Specs:

Electricity					Dimensions		
Amperage (A)	Voltage (V)	Frequency (Hz)	Phase	Power (W)	Width (mm)	Depth (mm)	Height (mm)
3.6	220	50/60	1	800	188	400	510

### Description

- Stepless, micrometric grind adjustment
- Stainless steel 65mm burrs
- Large transparent 1.2 kg hopper
- Premium adjustable metal doser
- Closable high capacity hopper – holds up to 900gm
- Portafilter holder
- Production Capacity of 10-15 kg/hour



## Nuova Simonelli MDX Coffee Grinder

Ref: MDX

### Specs:

Electricity					Dimensions		
Amperage (A)	Voltage (V)	Frequency (Hz)	Phase	Power (W)	Width (mm)	Depth (mm)	Height (mm)
2.27	240	60	1	500	212	356	585

### Description

- Stepless, micrometric grind adjustment
- Stainless steel 65mm burrs
- Large transparent 1.2 kg hopper
- Premium adjustable metal doser
- Closable high capacity hopper – holds up to 900gm
- Portafilter holder
- Production Capacity of 10-15 kg/hour







## Curtis Hot Water Boiler

Ref: WB-10-60

Specs:

Electricity					Dimensions		
Amperage (A)	Voltage (V)	Frequency (Hz)	Phase	Power (W)	Width (mm)	Depth (mm)	Height (mm)
--	-	--	--	--	--	--	--

Description

- Automatic refill system
- Thermostatic Controls
- Sight Glass available on all models
- Smooth-welded seams
- "No-Drip" faucet
- Precision temperature gauge
- Large "HOT WATER" graphics
- Capacity 10 gallons (38 liters)



## Curtis Hot Water Boiler

Ref: WB-10-1214-1214-11

Specs:

Electricity					Dimensions		
Amperage (A)	Voltage (V)	Frequency (Hz)	Phase	Power (W)	Width (mm)	Depth (mm)	Height (mm)
--	-	--	--	--	--	--	--

Description

- --



# Ice Makers



## IceTech SS 35 Ice Cube Machine

Ref: ICE TECH SS 35

Specs:

Electricity					Dimensions		
Amperage (A)	Voltage (V)	Frequency (Hz)	Phase	Power (W)	Width (mm)	Depth (mm)	Height (mm)
1.82	240	60	1	400	605	695	435

### Description

- Ice Cube: Medium
- Condensation System: Air
- Production Kg./Day: 33
- Storage Kg: 15
- Produces ice cubes that melt slowly, Ideal to be used with drinks
- High-quality AISI 304 stainless steel exterior
- Designed to minimize friction and to ensure maximum surface tension for reduced sound levels
- Made in Spain



## IceTech SS 45 Ice Cube Machine

Ref: ICE TECH SS 45

Specs:

Electricity					Dimensions		
Amperage (A)	Voltage (V)	Frequency (Hz)	Phase	Power (W)	Width (mm)	Depth (mm)	Height (mm)
2.02	240	60	1	450	605	695	435

### Description

- Ice Cube: Medium
- Condensation System: Air
- Up to 42kg production per 24/hr
- Storage Kg: 15
- Produces ice cubes that melt slowly, Ideal to be used with drinks
- High-quality AISI 304 stainless steel exterior
- Designed to minimize friction and to ensure maximum surface tension for reduced sound levels
- Made in Spain



## Hoshizaki Ice Cube Machine

Ref: IM-100NE G60

Specs:

Electricity					Dimensions		
Amperage (A)	Voltage (V)	Frequency (Hz)	Phase	Power (W)	Width (mm)	Depth (mm)	Height (mm)
4.1	240	60	1	600	704	506	1200

### Description

- Counter (High) with production capacity 95kg/24h
- Microcomputer controlled, controlling the ice making process
- A stainless steel exterior provides a hygienic and high-quality finish



# Ice Makers



## Hoshizaki Ice Cube Machine

Ref: IM-240ANE G60

Specs:

Electricity					Dimensions		
Amperage (A)	Voltage (V)	Frequency (Hz)	Phase	Power (W)	Width (mm)	Depth (mm)	Height (mm)
6.6	240		1	1300	560	700	880

### Description

- Ice Production Capacity (kg/24h): 220
- Refrigerant: R404A
- Sturdy stainless-steel exterior provides a hygienic and high-quality finish
- Foam injected polyurethane for insulation
- Microcomputer controlled - controlling the ice making process, without having to make physical adjustments
- Corresponding Bins Sold Separately: Follet E-425-30 Ice Bin
- Closed water circuit - offers ultimate contamination protection



# Cooking



## Star Max Countertop Electric Griddle

Ref: 536TGF

### Specs:

Electricity					Dimensions		
Amperage (A)	Voltage (V)	Frequency (Hz)	Phase	Power (W)	Width (mm)	Depth (mm)	Height (mm)
28.9	240		3	12000	964	764	964

### Description

- Powerful and efficient countertop griddle for versatile cooking applications.
- Durable stainless steel construction ensures long-lasting durability.
- Heavy-duty cooking surface with superior heat distribution for even cooking.
- Thermostatic controls allow for precise temperature adjustments.
- Removable grease drawer for easy cleaning and maintenance.
- Ideal for restaurants, cafes, and commercial kitchens.
- Enhances productivity and saves time in food preparation.
- Versatile cooking options for a wide range of menu items.



## Krampouz Round Crepe Maker

Ref: CEBIV4YO

### Specs:

Electricity					Dimensions		
Amperage (A)	Voltage (V)	Frequency (Hz)	Phase	Power (W)	Width (mm)	Depth (mm)	Height (mm)
13.6	220	50/60	1	3000	400		125

### Description

- Thermostatically Controlled : Yes
- Grid Style : Single
- Shape : Round
- Number of Outputs : 1



## Bertos Electric Specialty Equipment

Ref: E9P15I

### Specs:

Electricity					Dimensions		
Amperage (A)	Voltage (V)	Frequency (Hz)	Phase	Power (W)	Width (mm)	Depth (mm)	Height (mm)
45	400		3	18000	--	--	--

### Description

- --



# Cooking



## Berto's Hot Plates Electric Range Oven

Ref: E9PQ6+FE

Specs:

Electricity					Dimensions		
Amperage (A)	Voltage (V)	Frequency (Hz)	Phase	Power (W)	Width (mm)	Depth (mm)	Height (mm)
	380		3		1200	900	900

Description

- Worktop from AISI 304 stainless steel
- Cast iron plates with a safety thermostat and 6-position selector
- Grill with salamander function in the upper side and thermostat for the correct regulation of temperature from 50 to 270 °C
- Oven chamber from AISI 430 with 4-level 2/1 GN



## Wells Electric Countertop Griddle

Ref: G-19

Specs:

Electricity					Dimensions		
Amperage (A)	Voltage (V)	Frequency (Hz)	Phase	Power (W)	Width (mm)	Depth (mm)	Height (mm)
43.3	240	60	1	12000	927	598	1065

Description

- Wells Griddle G-19 is ideal for any kitchen based on its versatile, easy-to-use design
- Each individual thermostat controls a seventeen-inch wide cooking surface.
- Enclosed tubular elements are clamped onto the griddle plate
- Splashguard makes clean-up easier



## Wells Electric Countertop Griddle

Ref: G-23

Specs:

Electricity					Dimensions		
Amperage (A)	Voltage (V)	Frequency (Hz)	Phase	Power (W)	Width (mm)	Depth (mm)	Height (mm)
44.4	400		1	16000	927	750	1001

Description

- Each individual thermostat controls an eight and one half-inch wide cooking surface
- Enclosed tubular elements are clamped onto the griddle plate
- Removable splash guard makes clean up easier
- Controls are mounted with a protective guard ring
- Each unit is provided with 4" adjustable legs





# Cooking



## Berto's Gas Tilting Bratt Pan

Ref: G9BR8/I

### Specs:

Dimensions		
Width (mm)	Depth (mm)	Height (mm)
800	900	900

### Description

- Worktop and front panels made of stainless steel
- Gas Tilting Bratt pan stainless steel
- Manual pan tilting with a single water faucet
- Steel adjustable feet
- Capacity: 80 Liters



## Star Dual Grill Express

Ref: GX20IGS

### Specs:

Electricity					Dimensions		
Amperage (A)	Voltage (V)	Frequency (Hz)	Phase	Power (W)	Width (mm)	Depth (mm)	Height (mm)
15	240		1	3300	730	505	337

### Description

- Heavy-duty cast iron platens, available in grooved or smooth,
- The bottom platen has a patented 3/4" splash guard corrals product and offers maximum protection against grease spills
- Removable grease trough located in front of bottom platen allows easy clean up



## Southbend Lava Rock Gas Charbroiler

Ref: HDCL-60

### Specs:

Dimensions		
Width (mm)	Depth (mm)	Height (mm)
1524	857	409

### Description

- --



# Cooking



## Vulcan Electric Countertop Griddle 24"

Ref: HEG24E

### Specs:

Electricity					Dimensions		
Amperage (A)	Voltage (V)	Frequency (Hz)	Phase	Power (W)	Width (mm)	Depth (mm)	Height (mm)
19.5	240		1	10800	610	800	84

### Description

- Stainless steel front and sides
- Two solid sheathed tubular Incoloy heating elements, one snap action thermostat, and cycling light per each 12" griddle width
- Thermostats adjust from 200° to 450° F
- Heavy-duty chromed thermostat knob guards
- Stainless steel 4" back and tapered side splashes
- 8.89 cm Wide front grease trough empties into a large capacity grease drawer
- Griddle plate dimensions: 60.96 Width x 60.96 Depth cm



## Lincat Table-top Induction Hobs

Ref: IH3

### Specs:

Electricity					Dimensions		
Amperage (A)	Voltage (V)	Frequency (Hz)	Phase	Power (W)	Width (mm)	Depth (mm)	Height (mm)
10.4	240	60	1	2400	400	654	115

### Description

- Simple, familiar-feel control via a single rotary knob
- The functional and attractive profile is perfect for front of house cooking
- Dramatically faster than gas
- No flame or radiant heat means a much cooler cooking environment
- More economical. Induction cooking is over 90% more efficient than gas and electric
- Portable device easy to move around the kitchen
- Made in the UK



## MenuMASTER, Commercial Microwave - 17L

Ref: MDC182SA

### Specs:

Electricity					Dimensions		
Amperage (A)	Voltage (V)	Frequency (Hz)	Phase	Power (W)	Width (mm)	Depth (mm)	Height (mm)
	220		1	1800	556	625	473

### Description

- Commercial microwave for cooking, steaming, and re-therming
- Durable construction with rounded, easy-to-clean corners
- Capacity: 17 L, hold a standard half-sized pan
- Top & bottom antenna system
- 11 power levels, 100 program menu settings, and 4 stages of cooking
- Cook in 60-minute maximum
- Comes with Braille touch pads and a sealed-in ceramic cooking shelf
- See-through tempered glass window with lighted interior
- Interlock system withstands thousands of door closings



# Cooking



## Cooktek Drop-in Induction Wok

Ref: MWDG2500

### Specs:

Electricity					Dimensions		
Amperage (A)	Voltage (V)	Frequency (Hz)	Phase	Power (W)	Width (mm)	Depth (mm)	Height (mm)
12	240	60	1	2500	419	419	156

### Description

- Drop-in design
- High-quality internal electronics and heavy gauge Litz wire
- Easy-to-clean high-temperature glass-ceramic wok bowl
- Automatic pan detection
- LED display for precise user feedback
- Programmed with 20 power cook settings
- Automatic shut-off feature prohibits overheating
- Integral fan keeps internal components cool



## TurboChef Microwave/Oven

Ref: NGO(400V/60HZ/3PH)

### Specs:

Electricity					Dimensions		
Amperage (A)	Voltage (V)	Frequency (Hz)	Phase	Power (W)	Width (mm)	Depth (mm)	Height (mm)
15.5	400		3	6200	406	658	635

### Description

- Independently-controlled dual motors for vertically-recirculated air impingement
- Top-launched microwave system
- Stirrer to help ensure even distribution of air and microwave
- External air filtration
- LED timer counts down the last 30 seconds of cook time
- Smart menu system capable of storing up to 256 recipes
- Self-diagnostics for monitoring oven components and performance



## Bertos Electric Griddles On Cabinet

Ref: E9FM8M-2

### Specs:

Electricity					Dimensions		
Amperage (A)	Voltage (V)	Frequency (Hz)	Phase	Power (W)	Width (mm)	Depth (mm)	Height (mm)
30	380	50/60	1	11400	800	900	900

### Description

- Worktop and front panels made of AISI 304 stainless steel
- Inside made of stainless steel
- Incoloy stainless steel resistances positioned below the cooking plate
- Thermostatic control and safety thermostat with manual restart
- Temperature regulation from 50 to 270 °C
- Power indicator and temperature light
- Two zones with separate controls for independent and perfect regulation of temperature
- Large compartment completely in steel



# Cooking



## Sirman Induction Hob

Ref: 66146121

### Specs:

Electricity					Dimensions		
Amperage (A)	Voltage (V)	Frequency (Hz)	Phase	Power (W)	Width (mm)	Depth (mm)	Height (mm)
11.4	230	60	1	2500	320	440	115

### Description

- Easy to install on any kitchen surface
- Digital controls for precise cooking
- Safe cooking surface that never heats up
- Energy efficient
- Automatic shut-off when pan is removed
- Cooking surface dimensions: 322x270 mm
- Net weight: 7.5 kg
- Gross weight: 9 kg



## Antunes Vertical Contact Toaster

Ref: VCT-1000

### Specs:

Electricity					Dimensions		
Amperage (A)	Voltage (V)	Frequency (Hz)	Phase	Power (W)	Width (mm)	Depth (mm)	Height (mm)
14.4	240		1	3455	540	387	616

### Description

- Easy-to-adjust dial thermostat
- Space-saving vertical design
- Continuously moving conveyor allows for immediate toasting
- Separate compression adjustments for heel and crown
- Easy to operate and clean
- Available toasting times range from 10 to 28 seconds



## Antunes Vertical Contact Toaster

Ref: VCT-2000

### Specs:

Electricity					Dimensions		
Amperage (A)	Voltage (V)	Frequency (Hz)	Phase	Power (W)	Width (mm)	Depth (mm)	Height (mm)
15	240		1	3593	540	387	591

### Description

- Space-saving vertical design
- Double-sided platen toasts on two sides
- Staggered bun delivery helps keep sandwiches hot
- PID electronic solid state temperature controller
- 10- to 23-second pass-through time
- Available toasting times range from 10 to 28 seconds
- Auxiliary heater warms top side of buns
- Digital controller to adjust temperature of the platen



# Cooking



## Wells Counter Top 2 Pans Waffle Maker

Ref: WB-2-220V

### Specs:

Electricity					Dimensions		
Amperage (A)	Voltage (V)	Frequency (Hz)	Phase	Power (W)	Width (mm)	Depth (mm)	Height (mm)
7.5	240		1	1800	502	409	483

### Description

- provide versatility and ease of use. Each unit has a floating hinge to allow the upper grid to rise evenly as the waffle expands during cooking
- Grids are seven-inch diameter
- Stainless steel front, top and sides
- Two lighted rocker ON/OFF switches to allow independent operation of each baking unit



## Waring Ribbed top/ Ribbed bottom Panini Grill

Ref: VCT-1000

### Specs:

Electricity					Dimensions		
Amperage (A)	Voltage (V)	Frequency (Hz)	Phase	Power (W)	Width (mm)	Depth (mm)	Height (mm)
11.5	208	60			292	393	234

### Description

- Ribbed cast-iron plates
- Brushed stainless steel body and removable drip tray
- Hinged, auto-balancing top plate to suit foods up to 3" thick
- Adjustable thermostat to 570°F
- Power & ready indicator lights
- Heat-resistant handles
- 9.75" x 9.25" cooking surface





# Preparation



## Univex Medium Duty Manual Slicer

Ref: 6612M

Specs:

Electricity					Dimensions		
Amperage (A)	Voltage (V)	Frequency (Hz)	Phase	Power (W)	Width (mm)	Depth (mm)	Height (mm)
	220	50/60			469	565	405

### Description

- Value Series Manual quality slicer
- 12" Precision German hollow ground slicing blade
- Solid Anodized aluminum construction
- Belt Driven
- Max slice thickness .5"
- Top mounted easily to use sharpener
- Carriage detaches for easy washing/sanitization
- Powerful 1/2 hp motor



## Nemco Waffle Cone Maker

Ref: 7030A-2240

Specs:

Electricity					Dimensions		
Amperage (A)	Voltage (V)	Frequency (Hz)	Phase	Power (W)	Width (mm)	Depth (mm)	Height (mm)
704	240		1	890	254	387	207

### Description

- Digital Programmable controls with count down timer
- Standard LED display and electronic audible alarm
- Top Mounted Control Panel, minimizes mess
- Constructed of brushed stainless steel
- Coiled Spring "Cool Touch" handles
- Feet - approx. 5/16" high & adjustable



## Caplain Planetary Mixer

Ref: IM-100NE G60

Specs:

Electricity					Dimensions		
Amperage (A)	Voltage (V)	Frequency (Hz)	Phase	Power (W)	Width (mm)	Depth (mm)	Height (mm)
	400	50/60		1500	600	910	1670

### Description

- Electronic multi-speed system
- 20 preselected speeds Timer
- Stainless steel strengthened bowl and stainless steel tools
- Hook in a single piece
- Raising safety grid
- Spout on grid
- Adjustable level, anti-vibration pads
- Stainless steel painted feet
- Fixed castors



# Preparation



## Somerset Dough Sheeter

Ref: CDR-500

Specs:

Electricity					Dimensions		
Amperage (A)	Voltage (V)	Frequency (Hz)	Phase	Power (W)	Width (mm)	Depth (mm)	Height (mm)
2.54	240	60	1	560	550	580	430

### Description

- Ships standard with synthetic, non-stick rollers
- Sheets 500-600pcs. per hour
- Heavy Duty 3/4 HP
- Simple handle adjustments for exact uniform dough thickness
- Safety sensors for automatic shutoff
- All stainless steel construction offers safety, sanitation, speed, simplicity, durability
- Ideal for: cinnamon rolls, fondant, pastry production, pizza, pasta, etc



## Robot Coupe Vegetable Prep

Ref: CL 50E

Specs:

Electricity					Dimensions		
Amperage (A)	Voltage (V)	Frequency (Hz)	Phase	Power (W)	Width (mm)	Depth (mm)	Height (mm)
12	240		1	2640	320	350	590

### Description

- New lid design to ease the cleaning process
- Larger hopper opening to accommodate more product
- Has dicing and french fry capabilities
- Sold without cutting discs
- Automatic restart of the machine with the kidney-shaped pusher
- Attachments easily removed for maximum cleaning ability
- Sold without cutting disc



## Globe Manual Slicer

Ref: G-12

Specs:

Electricity					Dimensions		
Amperage (A)	Voltage (V)	Frequency (Hz)	Phase	Power (W)	Width (mm)	Depth (mm)	Height (mm)
3	220	60	1	345		640	1670

### Description

- 2" hard chromed special alloy, hollow ground knife, longer lasting and easier to sharpen
- Extended rod, end weight, and chute can accommodate product up to 10.5" in length
- Gripping teeth on the underside of end weight for stability when slicing taller product
- 0 to 9/16" slice thickness
- 1/2 HP
- Anodized aluminum construction with seamless edges and radius corners



# Preparation



## Robot Coupe Juicer

Ref: J100 ULTRA

Specs:

Electricity					Dimensions		
Amperage (A)	Voltage (V)	Frequency (Hz)	Phase	Power (W)	Width (mm)	Depth (mm)	Height (mm)
4.3	220	50/60	1	1000	235	538	596

### Description

- Country of Origin : USA
- Programmable Control : No
- Machine Type : Juice Extractors



## Robot Coupe Hand Blender

Ref: MP350 ULTRA

Specs:

Electricity					Dimensions		
Amperage (A)	Voltage (V)	Frequency (Hz)	Phase	Power (W)	Width (mm)	Depth (mm)	Height (mm)
	220			400			717

### Description

- All-stainless steel design
- Whisk metal gearbox with 2 separate metal casings
- Patented removable bell and blade system for easy cleaning
- Innovative lug for safer and more comfortable handling
- New power cord winding system for easy storage and longer lifespan
- Practical wall support for storage
- Ergonomic handle and variable speed button
- 'EasyPlug' system for easy power cord replacement with illuminated voltage indicator



## Power Line Meat Grinder

Ref: PG-22-2L

Specs:

Electricity					Dimensions		
Amperage (A)	Voltage (V)	Frequency (Hz)	Phase	Power (W)	Width (mm)	Depth (mm)	Height (mm)
6.78	240	60	1	1492	420	790	521

### Description

- Made of stainless steel
- Knife, 3/16" plate & stomper included
- Equipped with powerful 2 HP motor
- High capacity head increases efficiency by holding the bigger pieces into the system
- Grinding capacity first ground 13.5 Kg/min (29.76 lbs./min) (3/8")
- Grinding capacity second ground 7 Kg/min (15.43 lbs./min) (1/8")
- Oil layered steel to eliminate corrosion/friction



# Preparation



## Sammic Meat Mincer

Ref: ps-22

Specs:

Electricity					Dimensions		
Amperage (A)	Voltage (V)	Frequency (Hz)	Phase	Power (W)	Width (mm)	Depth (mm)	Height (mm)
2.8	240	60	3	1100	310	440	480

### Description

- Motor Included with the Enterprise system cutting unit
- Stainless steel body. Powerful motor
- 1 knife and a Ø 6 mm. mesh plate included
- Easy-to-remove cutting unit for cleaning
- Removable stainless steel hopper
- Start-stop switch



## Robot Coupe Cutter Mixer

Ref: R3D3000

Specs:

Electricity					Dimensions		
Amperage (A)	Voltage (V)	Frequency (Hz)	Phase	Power (W)	Width (mm)	Depth (mm)	Height (mm)
4.8	240		1	650	210	320	400

### Description

- 3.7-litre brushed stainless-steel bowl with handle
- A smooth blade assembly is supplied as a standard attachment, with a cap which can be removed for cleaning
- Polycarbonate lid designed to allow the addition of liquid or ingredients during processing
- Ergonomic bowl handle



## Halde Vegetable Preparation Machine

Ref: RG-100

Specs:

Electricity					Dimensions		
Amperage (A)	Voltage (V)	Frequency (Hz)	Phase	Power (W)	Width (mm)	Depth (mm)	Height (mm)
1.1	240		1	250	245	425	495

### Description

- Slices, grates, shreds, dices cuts julienne and crimping slices in a variety of dimensions
- Processes up to 400 portions per day/ 5 kg per minute
- Processes fruit, vegetables, dry bread, cheese, nuts, mushrooms, etc
- Cutting tools with replaceable knife blades
- 1.65 liter feed cylinder, 56 mm tube feeder for elongated products
- Sold without cutting discs



# Preparation



## Globe Power Mixer

Ref: SP5

Specs:

Electricity					Dimensions		
Amperage (A)	Voltage (V)	Frequency (Hz)	Phase	Power (W)	Width (mm)	Depth (mm)	Height (mm)
4	240	60	1	880	330	390	430

### Description

- 10 speeds
- Bowl capacity: 5 KG
- All stainless steel attachments
- Thermal overload protection
- Attachment hub, include splash cover, S/S bowl, spiral dough hook, Whip & Beater
- Electronic speed and load control
- Permanently lubricated transmission
- Easy action bowl lift
- Rigid cast aluminum body



## OCP Planetary Mixer

Ref: XECO20A

Specs:

Electricity					Dimensions		
Amperage (A)	Voltage (V)	Frequency (Hz)	Phase	Power (W)	Width (mm)	Depth (mm)	Height (mm)
3.4	240	60	1	750	725	605	840

### Description

- Highly professional machines, capable of excellent performance
- High-power motor they use a belt speed variation with a high transmission ratio
- Bowl Capacity is 20 liter





# Dishwashers



## Advance Tabco Wall Mounted Hand Sink

Ref: 7-PS-85

### Specs:

Dimensions		
Width (mm)	Depth (mm)	Height (mm)
431	381	736

### Description

- All sink bowls have large liberal radii with a minimum dimension of 50mm and are rectangular in design for increased capacity
- Keyhole wall mount bracket.
- Stainless steel basket drain 25mm IPS
- Towel dispenser with hinged towel box
- Accommodates standard C-fold towels. Liquid Soap Dispenser. Splash mounted 10l O.C. gooseneck faucet furnished with aerator



## Aristarco Hood Dishwasher

Ref: AH800EDP

### Specs:

Electricity					Dimensions		
Amperage (A)	Voltage (V)	Frequency (Hz)	Phase	Power (W)	Width (mm)	Depth (mm)	Height (mm)
17	220/240	50/60		750	657	793	1942

### Description

- Digital Interface
- PRS System with Rinse Booster & Break Tank
- Excellent Wash Results & Water Filtration
- Superb Build Quality
- 11 litre boiler with 6kw rapid heating
- 30 litre tank with 2.8kw heating
- Uses 2.5 litre water per wash cycle (partial change)



## Hoonved Undercounter Dishwasher

Ref: CE60

### Specs:

Electricity					Dimensions		
Amperage (A)	Voltage (V)	Frequency (Hz)	Phase	Power (W)	Width (mm)	Depth (mm)	Height (mm)
21.6	240	60	1	4750	120	180	350

### Description

- Self-supporting construction made of stainless steel
- High load capacity
- Wash Tank Capacity 21L
- Counterbalanced double wall door
- Ergonomic recessed handle
- Boiler interlock to ensure the correct rinse temperature
- Self-diagnostics via codes to show machine status
- 4 prefixed cycles with personalized times and temperatures
- Rack size: 500m x 500mm



# Dishwashers



## Hupfer Wash stand

Ref: EWB-8200342

### Specs:

Dimensions		
Width (mm)	Depth (mm)	Height (mm)
400	310	560

### Description

- Lavatory basin made of high-quality stainless steel in hygienic design for wall mounting
- A large real panel as splash protection
- Contactless operation fitting
- Drain ø 32 mm odor lock
- Made of Stainless steel



# Fryers



## Berto's Electric Pasta Cooker

Ref: E9CP40

Specs:

Electricity					Dimensions		
Amperage (A)	Voltage (V)	Frequency (Hz)	Phase	Power (W)	Width (mm)	Depth (mm)	Height (mm)
	380-415	50/60	3	10000	400	900	900

### Description

- Worktop, front and side panels made of AISI 304 stainless steel
- Inside made of stainless steel
- High performancesCapacity: 40 L
- Control for the power supply regulation with control light
- Pressed tank with large rounded edges completely made in AISI 316 stainless steel
- Large diameter overflow to eliminate the excess starch during cooking
- Draining and disassemblable board at the same height as the top
- The tap on the board allows one to regulate the water flow through a control on the front panel



## Wells Dual Pot Electric Countertop Fryer

Ref: F-30

Specs:

Electricity					Dimensions		
Amperage (A)	Voltage (V)	Frequency (Hz)	Phase	Power (W)	Width (mm)	Depth (mm)	Height (mm)
47.9	240	60	1	11500	610	630	422

### Description

- Features stainless steel top, front sides fry pot and elements
- Equipped with swing-up, immersion- type, heavy-duty, stainless steel elements
- Can produce 30kg of French fries per hour
- Dual controls
- Oil temperature is operated by a snap-action thermostat that ranges from (93 - 190° C)
- Dual deep drawn, removable, stainless steel fry pots each contain 7L



## Winston Collectramatic Open Fryer

Ref: OF49C

Specs:

Electricity					Dimensions		
Amperage (A)	Voltage (V)	Frequency (Hz)	Phase	Power (W)	Width (mm)	Depth (mm)	Height (mm)
25.2	240	60	3	10500	513	841	1524

### Description

- Processor controls and 13" deep collector, which allows up to 360 lbs. of chicken (or equivalent) to be cooked without manual filtration or emptying collector. Utilize clamshell basket to maintain separation of product during cooking.



# Fryers



## Pitco Solstice Electric Fryer

Ref: SE14S

Specs:

Electricity					Dimensions		
Amperage (A)	Voltage (V)	Frequency (Hz)	Phase	Power (W)	Width (mm)	Depth (mm)	Height (mm)
40.9	380	50/60	3	17000	397	927	1159

### Description

- Welded tank for easy cleaning
- Stainless steel front, door, side panels, and splashback
- Large cool zone to trap burnt particles
- Drain valve interlock switch
- Front drain for easy drainage
- Supplied with 2 nickel-plated, wire mesh baskets
- Removable basket hanger
- Adjustable legs for uneven surface



## Wells Dual Pot Electric Countertop Fryer

Ref: SE18R-C-S-FD

Specs:

Electricity					Dimensions		
Amperage (A)	Voltage (V)	Frequency (Hz)	Phase	Power (W)	Width (mm)	Depth (mm)	Height (mm)
	208/220	50/60	1/3	22000	397	927	1159

### Description

- Tank - stainless steel construction
- Cabinet - stainless steel front, door and sides.
- Fixed heating elements for EnergyStar performance
- Mercury Free heating contactors
- High Temperature safety limit switch



# Holding



## Alto-Shaam Drawer Warmer

Ref: 500-ID

### Specs:

Electricity					Dimensions		
Amperage (A)	Voltage (V)	Frequency (Hz)	Phase	Power (W)	Width (mm)	Depth (mm)	Height (mm)
2.6	240	60	1	5900	624	657	296

### Description

- HALO HEAT- a controlled, uniform heat source that gently surrounds foods for better appearance, taste, and longer holding life
- Product moisture is retained without adding water
- Digital control senses temperature drops faster, providing quick heat recovery time



## Alto Shaam Holding and Proofing Cabinet

Ref: 1200-UP/HD

### Specs:

Electricity					Dimensions		
Amperage (A)	Voltage (V)	Frequency (Hz)	Phase	Power (W)	Width (mm)	Depth (mm)	Height (mm)
	240	60	1		671	817	1924

### Description

- Halo Heat technology for gentle, uniform heating
- Holds hot food like meat, poultry, fish, vegetables, and rolls
- Functions as both a holding cabinet and dough proofer
- Accommodates full-size gastronorm or sheet pans
- Can be converted to accommodate shelves with side racks
- Digital control for quick heat recovery
- Door venting for crispy food retention



## APW Wyott Overhead Warmer

Ref: FDL-48H (I)

### Specs:

Electricity					Dimensions		
Amperage (A)	Voltage (V)	Frequency (Hz)	Phase	Power (W)	Width (mm)	Depth (mm)	Height (mm)
5.9	240		1	1425		232	64

### Description

- All units come standard with sturdy stainless steel mounting brackets
- Pilot lights are standard features
- Stainless steel construction resists corrosion



# Holding



## Hatco Portable Foodwarmer

Ref: GRFFB

### Specs:

Electricity					Dimensions		
Amperage (A)	Voltage (V)	Frequency (Hz)	Phase	Power (W)	Width (mm)	Depth (mm)	Height (mm)
6.3	240	60	1	750	324	610	457

### Description

- Preferred serving temperatures for extended periods of time
- Maintaining product quality by using pre-focused heat patterns
- Includes a metal sheathed infrared heating element that radiates heat from above
- Features a heated base with a preset automatic thermostat



## Berto's Electric Salamander Grill

Ref: SA/E60

### Specs:

Electricity					Dimensions		
Amperage (A)	Voltage (V)	Frequency (Hz)	Phase	Power (W)	Width (mm)	Depth (mm)	Height (mm)
	230/240			3300	580	600	585

### Description

- Comfortable stainless steel grills
- Manufacturing entirely of stainless steel 18/10 and the
- Removable grills simplify the cleaning operations



## Crown Convection Steamer

Ref: SX-34EC

### Specs:

Electricity					Dimensions		
Amperage (A)	Voltage (V)	Frequency (Hz)	Phase	Power (W)	Width (mm)	Depth (mm)	Height (mm)
46	240	50/60	3	17500	610	838	1492

### Description

- Bowl Quantity: 2
- Control Type: manual controls
- Interior Finish: 316 stainless steel





# Holding



## Wells Food Pan Warmer

Ref: wel-smpt-120-qs

### Specs:

Electricity					Dimensions		
Amperage (A)	Voltage (V)	Frequency (Hz)	Phase	Power (W)	Width (mm)	Depth (mm)	Height (mm)
13.8	220/240		1	1650	375	597	314

### Description

- 12" x 20" stainless steel warming pan
- Accommodates fractional or round inset pans up to 6" deep
- Tubular element for quick heating
- Positive-off thermostat for adjustable, consistent temperatures
- Signal light indicates energized heating element
- Control mounted with protective guard ring
- Wet or dry operation
- UL Listed, meets NSF International and Canadian standards



# Ovens



## Blodgett Electric Convection Oven

Ref: CTB

Specs:

Electricity					Dimensions		
Amperage (A)	Voltage (V)	Frequency (Hz)	Phase	Power (W)	Width (mm)	Depth (mm)	Height (mm)
	240	60	1	5600	768	638	738

### Description

- Stainless steel front, top, sides and back
- Five chrome-plated racks, nine rack positions
- Two tubular heaters
- Temperature control range of 93°C to 260°C
- Two-speed fan motor
- Solid state manual with separate dials to control thermostat and time
- Capacity up to 5 half size baking pans in front to back position 46cm x 33cm



## Alto-Shaam Combitherm Electric Boiler-Free

Ref: CTC20-10E

Specs:

Electricity					Dimensions		
Amperage (A)	Voltage (V)	Frequency (Hz)	Phase	Power (W)	Width (mm)	Depth (mm)	Height (mm)
208//240	50/60		37800	858	732	630	2012

### Description

- Combitherm CT Classic combi oven/steamer
- Classic push button controls
- Cool-down function
- Automatic cleaning function
- 2-speed fan
- SafeVent steam venting system
- CombiClean system with 1 cleaning level



## Alto-Shaam Combitherm Electric Boiler-Free

Ref: CTPI0-10E/SK

Specs:

Electricity					Dimensions		
Amperage (A)	Voltage (V)	Frequency (Hz)	Phase	Power (W)	Width (mm)	Depth (mm)	Height (mm)
	400		3		906	1053	1160

### Description

- Country of Origin : USA
- Power Source : Electric
- Machine Position : Counter Top
- Number of Doors : 1
- Number of Decks : 1
- Door Material : Glass



# Ovens



## Lang Electric Convection Oven

Ref: ECOH-PT

Specs:

Electricity					Dimensions		
Amperage (A)	Voltage (V)	Frequency (Hz)	Phase	Power (W)	Width (mm)	Depth (mm)	Height (mm)
	240	60	1	7800	766	643	642

### Description

- 150 to 450°F operating temperature range
- Two speed fan with fan pulse capability
- Heavy duty 430 Series stainless steel exterior and interior
- Heavy-duty compartment door, with large double pane tempered
- Left Hinged door field reversible to Right hinged configuration
- Powerful blower centered on side of compartment
- 9-position pan slides with 5 chrome plated wire racks provided
- Door interlock switch cuts power to fan



## Lincat Seal Heated Displays with Gantry

Ref: LD4

Specs:

Electricity					Dimensions		
Amperage (A)	Voltage (V)	Frequency (Hz)	Phase	Power (W)	Width (mm)	Depth (mm)	Height (mm)
	230	60	1	2750	1470	538	560

### Description

- Minimum food holding temperature of 72°C
- Thermostatic control allows base heat to be adjusted to suit a variety of food products
- Aluminium surface for energy-efficient heat conduction
- Robust stainless steel construction — hygienic and easy to clean



## Vulcan Single Deck Electric Convection Oven

Ref: VC4ED

Specs:

Electricity					Dimensions		
Amperage (A)	Voltage (V)	Frequency (Hz)	Phase	Power (W)	Width (mm)	Depth (mm)	Height (mm)
	480	60	3		1022	377	1391

### Description

- Electric Single Deck
- 60 minute timer
- 23 3/4" high legs
- Solid state controls
- Stainless steel front, sides, top, and door





## Blodgett Electric Convection Oven

Ref: ZEPH-100-E SGL

### Specs:

Electricity					Dimensions		
Amperage (A)	Voltage (V)	Frequency (Hz)	Phase	Power (W)	Width (mm)	Depth (mm)	Height (mm)
	240	60	1	11000/deck	972	937	1448

### Description

- Solid-state infinite control with digital timer
- Glass doors with interior lights for great product visibility
- Two-speed, 1/3 HP convection motor w/automatic thermal overload protection
- 11 kW per section
- Capacity – up to 5 full-size baking pans in left to the right position (18" x 26" standard full-size baking pans)
- Temperature control range of 93°C to 260°C
- Triple-mounted pressure lock door design with turnbuckle assembly
- Powder coated door handle with simultaneous door operation



# Refrigeration



## Glastender Back Bar Cooler

Ref: BB60-LI-XSH(LR)

### Specs:

Electricity					Dimensions		
Amperage (A)	Voltage (V)	Frequency (Hz)	Phase	Power (W)	Width (mm)	Depth (mm)	Height (mm)
	220	60	1		1524	641	914

### Description

- Solid door models meet 2008 energy efficiency standards
- Self-contained
- All stainless steel interior construction with radius interior corners for easy cleaning
- Automatic defrost timer
- Automatic condensate evaporator
- 180° swinging doors
- Compressor compartment available on left or right side of unit



## FAGOR Refrigerated Display

Ref: ERM-250 SS

### Specs:

Electricity					Dimensions		
Amperage (A)	Voltage (V)	Frequency (Hz)	Phase	Power (W)	Width (mm)	Depth (mm)	Height (mm)
4	220		1	340	925	520	900

### Description

- Country of Origin : Spain
- Exterior Body Material : Stainless Steel
- Temperature Range (C) : 4 - 8
- Number of Doors : 2
- Door Style : Swing
- Capacity (L) : 214



## Fagor Bottle Cooler Refrigerated Displays

Ref: ERM-350 SS

### Specs:

Electricity					Dimensions		
Amperage (A)	Voltage (V)	Frequency (Hz)	Phase	Power (W)	Width (mm)	Depth (mm)	Height (mm)
4	230	60	1	230	1375	520	900

### Description

- Sanitary epoxy coated galvanized steel inside.
- 40 kg/m3 injected polyurethane isolation.
- Copper piping and aluminium flaps evaporator.
- Hermetically sealed copper serpentine ventilated compressor.
- Double glazed doors with anti-mist protection (low E) with inner air chamber and handle.
- Digital display for electronic control of temperature. ON/OFF power switch.
- Top horizontal lightning.
- Working temperature: +4 °C, +8 °C (Room temperature: 32 °C).
- Bottle capacity: 119



# Refrigeration



## Foster EcoPro Upright Freezer Cabinet

Ref: EP700L

### Specs:

Electricity					Dimensions		
Amperage (A)	Voltage (V)	Frequency (Hz)	Phase	Power (W)	Width (mm)	Depth (mm)	Height (mm)
4.2	240		1	1020	700	820	2080

### Description

- One Door Upright Freezer
- Designed using high technology: 'Fluid Food-Fresh Dynamics' modeling, the new and improved advanced Foster Circular II air distribution system maximizes efficient operation even when shelves are fully loaded
- Temperature Freezer -18/-21 °C
- Capacity 600 Litres



## Cool Head One Door Refrigerator

Ref: 140149

### Specs:

Electricity					Dimensions		
Amperage (A)	Voltage (V)	Frequency (Hz)	Phase	Power (W)	Width (mm)	Depth (mm)	Height (mm)
0.75	240	50/60	1	165	705	895	2085

### Description

- TEMPERATURE RANGE +0° ~ +8°C
- Stainless Steel exterior and interior
- Inner with embossed rear shelf stopper and wave for easy cleaning
- Automatic defrost with an electric heater
- Digital thermostat with "opening door" and "High temperature" alarm
- LED light and lock fitted as standard
- Door: Self-closing



## Metro Roll-In Refrigerator Rack

Ref: RF-78N

### Specs:

Electricity					Dimensions		
Amperage (A)	Voltage (V)	Frequency (Hz)	Phase	Power (W)	Width (mm)	Depth (mm)	Height (mm)
					710	595	1600

### Description

- Material: Special design, natural finish, highstrength, extruded aluminum
- Rugged: Aircraft-riveted construction throughout
- Pass-Thru Design: Can be loaded on one side and unloaded from the other for maximum efficiency and convenience
- Sized To Fit Refrigerator: Rack rolls directly into refrigerator for quick and easy storage
- Lightweight and Freewheeling
- Sanitary: Easy to clean





# Refrigeration



## Lincat Seal Heated Showcase

Ref: SCHI085

### Specs:

Electricity					Dimensions		
Amperage (A)	Voltage (V)	Frequency (Hz)	Phase	Power (W)	Width (mm)	Depth (mm)	Height (mm)
8.9	230	60		2050	1085	750	665

### Description

- Stylish design enhances food display and customer spending
- Precise thermostatic control up to 95°C with digital display
- Deep top shelf for increased display capacity
- Humidity feature prevents food from drying out, reducing waste



## Brodan SOUDA Display Refrigerator

Ref: SOUDA-RDC-600-BLK

### Specs:

Electricity					Dimensions		
Amperage (A)	Voltage (V)	Frequency (Hz)	Phase	Power (W)	Width (mm)	Depth (mm)	Height (mm)
2.8	240		1	644	605	755	1330

### Description

- Refrigerated display case for bakery products
- 5-sided, double glass design for maximum visibility
- Straight tempered top, ends, and swing doors for durability
- 3 adjustable tempered glass shelves
- Efficient refrigeration system with R-404A refrigerant and 1/4 hp compressor
- Temperature maintained at +2 to +6 degrees Celsius
- Insulated base isolates interior and refrigeration system



## Brodan SOUDA Display Refrigerator

Ref: SOUDA-SRDC-1500-BLK

### Specs:

Electricity					Dimensions		
Amperage (A)	Voltage (V)	Frequency (Hz)	Phase	Power (W)	Width (mm)	Depth (mm)	Height (mm)
4.4	240		1	968	1500	755	1330

### Description

- Refrigerated display case for bakery products
- 5-sided, double glass design for maximum visibility
- Straight tempered top, ends, and swing doors for durability
- Straight tempered, tilt-out front glass for easy cleaning
- 4 LED lights for enhanced merchandising
- 3 adjustable glass-tempered shelves
- Efficient refrigeration system with R-404A refrigerant and 3/8 hp compressor
- Temperature maintained at +2 to +6 degrees Celsius
- Insulated base isolates interior and refrigeration system



# Refrigeration



## True Solid Swing Door Freezer

Ref: T-23F-220V

### Specs:

Electricity					Dimensions		
Amperage (A)	Voltage (V)	Frequency (Hz)	Phase	Power (W)	Width (mm)	Depth (mm)	Height (mm)
4.8	240		1	1060	686	750	1991

### Description

- Upright Foodservice Freezer, 1 Full Solid Swing Door
- Stainless steel front, aluminium sides & rear
- Clear coated aluminium, stainless steel base
- Heavy Duty: This appliance is intended for use in ambient temperatures up to 40°C.
- LED Lighting



## True Solid Half Swing Door Freezer

Ref: T-23-2F-220

### Specs:

Electricity					Dimensions		
Amperage (A)	Voltage (V)	Frequency (Hz)	Phase	Power (W)	Width (mm)	Depth (mm)	Height (mm)
5.5	240		1	1210	686	750	1991

### Description

- Upright Foodservice Freezer, 2 Half Solid Swing Doors
- Stainless steel front, aluminium sides & rear
- Clear coated aluminium, stainless steel base
- Heavy Duty: This appliance is intended for use in ambient temperatures up to 40°C
- LED Lighting
- R290 Hydrocarbon refrigerant



## True Solid Swing Door Refrigerator

Ref: T-49-220V

### Specs:

Electricity					Dimensions		
Amperage (A)	Voltage (V)	Frequency (Hz)	Phase	Power (W)	Width (mm)	Depth (mm)	Height (mm)
5.4	240	60	1	1190	1375	750	1991

### Description

- Upright Foodservice Refrigerator
- 2 Full Solid Swing Doors
- Stainless steel front, aluminum sides & rear
- Clear coated aluminum, stainless steel base
- Regular Duty: This appliance is intended for use in ambient temperatures up to 30°C
- LED Lighting
- R290 Hydrocarbon refrigerant



# Refrigeration



## True Solid Swing Door Freezer

Ref: T-49F-220V

### Specs:

Electricity					Dimensions		
Amperage (A)	Voltage (V)	Frequency (Hz)	Phase	Power (W)	Width (mm)	Depth (mm)	Height (mm)
3.7	240		1	810	1375	750	1991

### Description

- Upright Foodservice Freezer, 2 Full Solid Swing Doors
- Stainless steel front, aluminium sides & rear
- Clear coated aluminium, stainless steel base
- Regular Duty: This appliance is intended for use in ambient temperatures up to 30°C.
- LED Lighting
- R290 Hydrocarbon refrigerant



## True Horizontal Freezer

Ref: TFM-4IFL

### Specs:

Electricity					Dimensions		
Amperage (A)	Voltage (V)	Frequency (Hz)	Phase	Power (W)	Width (mm)	Depth (mm)	Height (mm)

### Description

- Horizontal freezers designed for high-profit frozen novelties
- Environmentally friendly refrigerant using cold wall system
- Maintains -10°F (-23.33°C) temperature
- Easy maintenance with manual defrost and front drain
- Tempered, hard-coated, energy-efficient glass slide lids with lock
- Portable, low-profile design with interior thermometer



## True 2 Drawers Refrigerated Chef Base

Ref: TRCB-48 220V

### Specs:

Electricity					Dimensions		
Amperage (A)	Voltage (V)	Frequency (Hz)	Phase	Power (W)	Width (mm)	Depth (mm)	Height (mm)
5.4	240	60	1	1188	1229	816	518

### Description

- Cabinet top is one piece, heavy-duty reinforced stainless steel and can support up to 326 kg
- Top edges slant upwards, keeping spills and messes from falling onto the floor
- Refrigeration system holds 33°F to 38°F (.5°C to 3.3°C)
- Equipped with heavy-duty rollers, slides, and castors



# Refrigeration



## True 2 Drawers Refrigerated Chef Base

Ref: TRCB-52-220V

### Specs:

Electricity					Dimensions		
Amperage (A)	Voltage (V)	Frequency (Hz)	Phase	Power (W)	Width (mm)	Depth (mm)	Height (mm)
8.1	240	60	1	1782	1318	816	518

### Description

- TRCB-52 chef bases are designed with enduring quality that protects your long term investment
- Cabinet top is one piece, heavy duty reinforced stainless steel
- All stainless steel front, top and sides. Matching aluminum finished back



## True Top Solid Door Sandwich/Salad Unit

Ref: TSSU-27-8-220V

### Specs:

Electricity					Dimensions		
Amperage (A)	Voltage (V)	Frequency (Hz)	Phase	Power (W)	Width (mm)	Depth (mm)	Height (mm)
2.9	240		1	638	702	766	934

### Description

- 2 adjustable, heavy-duty PVC coated wire shelves (591 mm x 407 mm)
- Holds temperature between 33°F to 41°F (.5°C to 5°C)
- Stainless steel cabinet construction
- Sturdy stainless steel front, top, and exterior
- Interior lighting for optimal vision
- 27" wide prep table
- Comes standard with 5" castors



## True Top Solid Door Sandwich/Salad Unit

Ref: TSSU-27-12M-C

### Specs:

Electricity					Dimensions		
Amperage (A)	Voltage (V)	Frequency (Hz)	Phase	Power (W)	Width (mm)	Depth (mm)	Height (mm)
3.5	240		1	770	702	867	1026

### Description

- Prep Table, 12x 1/6 Top Pans, 1 Solid Swing Door
- Stainless steel front, top & hood, aluminium sides and rear
- Clear coated aluminium, stainless steel base
- R290 Hydrocarbon refrigerant



# Refrigeration



## True Top Solid Door Sandwich/Salad Unit

Ref: TSSU-36-12M-B

### Specs:

Electricity					Dimensions		
Amperage (A)	Voltage (V)	Frequency (Hz)	Phase	Power (W)	Width (mm)	Depth (mm)	Height (mm)
4.2	240		1	924	924	867	1026

### Description

- Prep Table, 12x 1/6 Top Pans, 2 Solid Swing Doors
- Stainless steel front, top & hood, aluminium sides and rear
- Clear coated aluminium, stainless steel base
- R290 Hydrocarbon refrigerant



## True Sandwich/Salad Prep Refrigerator

Ref: TSSU-48-12D-2 (220/60/1)

### Specs:

Electricity					Dimensions		
Amperage (A)	Voltage (V)	Frequency (Hz)	Phase	Power (W)	Width (mm)	Depth (mm)	Height (mm)
4.2	240		1	924	1229	766	934

### Description

- Environmentally friendly refrigerant with zero ODP and low GWP
- Patented forced-air design maintains 33°F to 41°F (.5°C to 5°C) temperature
- Stainless steel front, top, and ends with aluminum back
- Clear-coated aluminum interior with stainless steel floor and coved corners
- Drawers accommodate (1) 12"L x 18"W x 6"D food storage box or 1/3 and 1/2 size pans
- Heavy-duty stainless steel drawer slides and rollers
- High-density polyurethane insulation with zero ODP and GWP



## True Top Solid Door Sandwich/Salad Unit

Ref: TSSU-48-12-220V

### Specs:

Electricity					Dimensions		
Amperage (A)	Voltage (V)	Frequency (Hz)	Phase	Power (W)	Width (mm)	Depth (mm)	Height (mm)
4.2	240		1	924	1229	766	934

### Description

- Prep Table, 12x 1/6 Top Pans, 2 Solid Swing Doors
- Stainless steel front, top & hood, aluminium sides and rear
- Cutting Board full length removable cutting board; extra deep options available
- Clear coated aluminium, stainless steel base
- Insulated lid and hood keep food colder and fresher
- 100% Front breathing
- Forced-air refrigeration system holds 0.5°C to 5°C
- R290 Hydrocarbon refrigerant



# Refrigeration



## True Top Solid Door Sandwich/Salad Unit

Ref: TSSU-60-16-220V

### Specs:

Electricity					Dimensions		
Amperage (A)	Voltage (V)	Frequency (Hz)	Phase	Power (W)	Width (mm)	Depth (mm)	Height (mm)
4.2	240		1	924	1534	766	934

### Description

- Prep Table, 16x 1/6 Top Pans, 2 Solid Swing Doors
- Stainless steel front, top & hood, aluminium sides and rear
- Clear coated aluminium, stainless steel base
- R290 Hydrocarbon refrigerant



## True Sandwich/Salad Prep Refrigerator

Ref: TUC-48-LP-220V

### Specs:

Electricity					Dimensions		
Amperage (A)	Voltage (V)	Frequency (Hz)	Phase	Power (W)	Width (mm)	Depth (mm)	Height (mm)
2.13	240	60	1	470	1229	766	756

### Description

- Undercounter Foodservice Refrigerator, 2 Solid Swing Doors
- Stainless steel front & countertop, aluminium sides & rear
- Clear coated aluminium, stainless steel base
- Intended for use in ambient temperatures up to 40°C.



## True Top Solid Door Freezer

Ref: TUC-48F-220V

### Specs:

Electricity					Dimensions		
Amperage (A)	Voltage (V)	Frequency (Hz)	Phase	Power (W)	Width (mm)	Depth (mm)	Height (mm)
5.1	240	60	1	1120	1226	766	756

### Description

- Undercounter Foodservice Refrigerator, 2 Solid Swing Doors
- Stainless steel front & countertop, aluminium sides & rear
- Clear coated aluminium, stainless steel base
- Intended for use in ambient temperatures up to 40°C.





# Refrigeration



## True Solid Door Freezer

Ref: TUC-60F-220V

### Specs:

Electricity					Dimensions		
Amperage (A)	Voltage (V)	Frequency (Hz)	Phase	Power (W)	Width (mm)	Depth (mm)	Height (mm)
4.8	240	60	1	552	1534	766	756

### Description

- Undercounter Foodservice Freezer, 2 Solid Swing Doors
- Stainless steel front & countertop, aluminium sides & rear
- Clear coated aluminium, stainless steel base
- Intended for use in ambient temperatures up to 40°C.



## True Three Doors Undercounter Refrigerator

Ref: TUC-72-220V

### Specs:

Electricity					Dimensions		
Amperage (A)	Voltage (V)	Frequency (Hz)	Phase	Power (W)	Width (mm)	Depth (mm)	Height (mm)
6.7	240	60	1	1470	1839	766	756

### Description

- Stainless steel top & sides, white aluminum interior with stainless steel floor
- Refrigeration system holds 33°F to 38°F (.5°C to 3.3°C)
- Six adjustable, heavy-duty PVC coated wire shelves
- Front breathing



## CK50 Blast Freezers

Ref: CK50

### Specs:

Electricity					Dimensions		
Amperage (A)	Voltage (V)	Frequency (Hz)	Phase	Power (W)	Width (mm)	Depth (mm)	Height (mm)
--	230	50/60	--	960	560	560	520

### Description

- --



# Refrigeration



## Stoelting Ice Cream & Frozen Yogurt Machine

Ref: E131-38-12

### Specs:

Electricity					Dimensions		
Amperage (A)	Voltage (V)	Frequency (Hz)	Phase	Power (W)	Width (mm)	Depth (mm)	Height (mm)
12	220-240	60	1	--	710	895	1022

### Description

- Twin Twist, Counter-Top, Gravity Soft Serve/Yogurt Freezer. Triple-duty freezer allows you to serve two individual flavors or combine them with a twist, produces quality product consistency from the first cone to last. Clear door shows visible moving product for merchandising appeal
- Hard-working, compact counter-top unit handles peak demands while providing years of dependable service



# Stainless Steel



## Metro Shelf Chrome

Ref: 4T184274NC

Specs:

Dimensions		
Width (mm)	Depth (mm)	Height (mm)
1060	457	1880

### Description

- Constructed of chrome-plated solid steel
- Shelves can each support up to 800 pounds
- The shelves are adjustable in 1" increments for a truly customized arrangement
- It's the best storage option of choice in restaurant kitchens and commercial supply rooms.
- Its a complete kit with 4 shelves and 4 posts



## Miran Wall Mounted Shelves

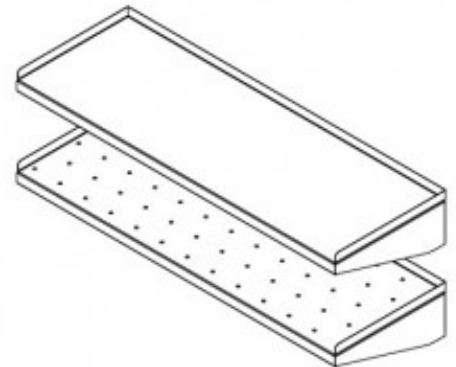
Ref: SSS10035122

Specs:

Dimensions		
Width (mm)	Depth (mm)	Height (mm)
2300	350	120

### Description

- Stainless steel double tier adjustable wall mounted shelf.



## Miran Work Tables

Ref: STS107090BC

Specs:

Dimensions		
Width (mm)	Depth (mm)	Height (mm)
1000	700	900

### Description

- Country of Origin : Saudi Arabia
- Backsplash Type : No Backsplash
- Undershelf : Cross Brace
- Feet : Caster



# Stainless Steel



## Miran Triple Compartment Sink Table

Ref: SMS3187090(BS40)WS

### Specs:

Unit Dimensions			Bowl Dimensions		
Width (mm)	Depth (mm)	Height (mm)	Width (mm)	Depth (mm)	Height (mm)
1800	700	900	500	500	300

### Description

- Standard 3-compartment sink table with under-shelf
- Polished as one-piece material
- Top and sink bowls are fully welded (not pressed)
- Horizontal adjustable cross bracing for flexibility to accommodate different grease traps
- Fitted to legs with gussets and adjustable bullet feet with stainless steel couplings and set screws
- No sink cover or additional perforated sink
- NSF Certified
- Bowl dimensions: 500 x 500 x 300 mm



## Miran Double Compartment Sink Table

Ref: SMS2187090(BS40)D

### Specs:

Unit Dimensions			Bowl Dimensions		
Width (mm)	Depth (mm)	Height (mm)	Width (mm)	Depth (mm)	Height (mm)
1800	700	900	500	500	300

### Description

- Double compartment sink table
- Optional to add drainboard position and shelf
- Standard series
- NSF Certified
- Marine top edge to ensure proper rigidity and prevent spillage
- Built of heavy gauge 16(1.5mm) stainless steel
- Manufactured upon request (5-7 business days)



## Clients We've Proudly Partnered With...



# Explore Further...

Ready to explore the Ekuep Rental solutions that match your specific needs?



Visit our dedicated landing page to discover more about our offerings, see detailed product descriptions, and access tailored information for your unique requirements.

Explore Our Solutions →



# Rental FAQ

## How long is the rental period?

- Depending on the event, it starts from 5 to 75 days.
- 

## What equipment is available for rent?

- Coffee Equipment (Espresso machines, grinders, accessories, and coffee beans)
  - Refrigeration (Upright, under-counter, chef base, food prep)
  - Cooking (Griddles, Grills, Fryers, Combi ovens, high-speed ovens)
  - Ovens (Microwave, Pizza, Combi, Bakery)
  - Ice Machines (Stackable, under-counter)
  - Dishwashing
  - Food Prep Equipment & work tables
  - And more.
- 

## What brands do you have available for rent?

- Nouva Simonelli, Victoria Arduino, Rational, Pitco, Bertos, True, Hoshizaki
- 

## Can I customize the modular/mobile kitchen?

- Yes, we will look into the possibility based on your requirements.
- 

## How many days does it take from project confirmation to setup?

- We normally require 2-5 weeks after confirmation based on the project size.
- 

## Do you offer a price match?

- Yes, we do.
- 

## Are you a Saudi company?

- Yes, we are proudly a Saudi company. You can find more details about our company [Here](#).
- 

## Where are you located?

- Our corporate office is located at Dammam 2nd Industrial City, Saudi Arabia; however, we are a completely online store with no physical store locations. All orders are placed directly on our website or mobile application and shipped from a warehouse in KSA & UAE.



**ekuep** RENTAL

## Connect With Us...

Have questions or ready to discuss your project?  
Our team is here to assist you every step of  
the way. Whether you prefer a quick chat or a  
detailed consultation, we're just a message away.  
Get in touch with us through email or WhatsApp.

### Contact Information:



**+966-920035110**

From Sunday to Thursday, 9:00 AM – 5:00 PM.



**rental-cs@ekuep.com**



**Corporate Office**

77-83 Street, Dammam 2nd Industrial City,  
Raqta Corporate Office, Dammam



**Get your rent quote now**

contact us on WhatsApp..