

Models □ EG-24i □ EG-36i □ EG-48i

PRODUCT:

QUANTITY:

ITEM:

## Designed Smart

### Increased Performance

- Unique heating system, incorporating special heating elements that transfer heat energy to griddle surface more efficiently than traditional models
- Fast start-up to cooking temperatures (reaches 350 degrees in 11 minutes)
- Provides fast recovery with heat levels reaching 450 degrees

### Safety Features

- Bull-nose front extension protects employees from burns

### Saves Time and Clean-up Labor Cost

- Maintenance is easier with bottom-mount grease collection pan



## Options & Accessories

- 3 Phase option

## APW Wyott Design Features

- Stainless steel construction
- 4" (10cm) adjustable legs
- 12" cooking section for zone control
- 1" flat polished steel griddle plate
- 3 3/16" spatula-width stainless steel front grease trough
- 4" x 1" (10.2 cm x 2.5 cm) grease chute
- 3" ( stainless steel backsplash
- 4 gallon grease collection drawer
- Sloped stainless steel side splash
- Easy-to-read control knobs
- Solid state temperature controls

## Reliability backed by APW Wyott's Warranty

All APW Wyott Champion Cookline Equipment is backed by a 2-year Parts & Labor Warranty.

•Certified by the following agencies:



\*Warranty does not include rock grates, cooking grates, burners shields or fireboxes.

See reverse side for product specifications.

PRODUCT:

QUANTITY:

ITEM:

## PRODUCT SPECIFICATIONS

### Construction:

Heavy-duty stainless steel front and top skirt with aluminized steel sides and back. Welded construction. Cold rolled steel fire box. 1" polished steel griddle plate. 4" adjustable legs.

### Electrical Specifications:

EG-24i: 208V, 6.75 KW, 32.5 Amps / 3 Phase 18.8Amps  
 230V, 8.2 KW, 35.9 Amps / 3 Phase 20.8 Amps  
 240V, 9 KW, 37.5 Amps / 3 Phase 21.7 Amps

EG-36i: 208V, 10 KW, 48.7 Amps  
 230V, 12.4 KW, 53.9 Amps  
 240V, 13.5 KW, 56.3 Amps

EG-48i: 208V, 13.5 KW, 65 Amps  
 230V, 16.5 KW, 71.9 Amps  
 240V, 18 KW, 75 Amps

Terminal block located on right side of unit.

### Overall Dimensions:

EG-24i: 15 1/2"H x 24"W x 24 7/8" D  
 (39.2cm x 61cm x 62.4cm)

EG-36i: 15 1/2"H x 36"W x 24 7/8" D  
 (39.2cm x 91.4cm x 62.4cm)

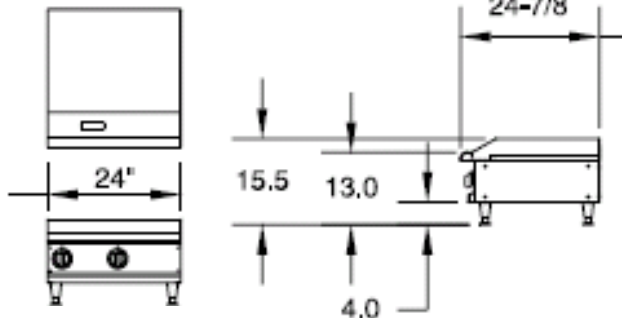
EG-48i: 15 1/2"H x 48"W x 24 7/8" D  
 (39.2cm x 122cm x 62.4cm)

### Shipping:

EG-24i: 242 lbs. (86.2kg)  
 EG-36i: 333 lbs. (122.5kg)  
 EG-48i: 342 lbs. (173.7kg)

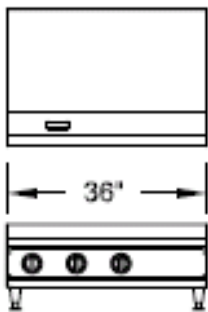
Freight Class: 100    FOB: Cheyenne, WY

23-3/4 X 19-1/2  
GRIDDLE SURFACE



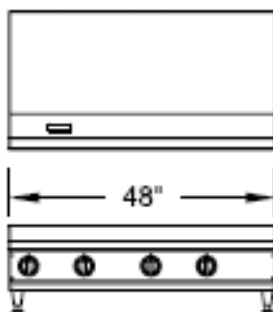
EG-24i GRIDDLE

35-13/16 X 19-1/2  
GRIDDLE SURFACE



EG-36i GRIDDLE

47-13/16 X 19-1/2  
GRIDDLE SURFACE



EG-48i GRIDDLE

\*APW Wyott reserves the right to modify specifications or discontinue models without incurring obligation.